

# The Athletic Trainer System®

# RESEARCH



Dynamic and with minimal overhead, the ATS research module allows ATS clients to compare the injury information with similar organizations and look at overall national numbers with no additional data entry

Our Data Miner allows custom queries to be built and executed. The results are exported into an Excel spreadsheet that can be used for reports or charts/graphs.

### Data Miner

### Standard Reports

1 - Choose the export area  
Injury Information

2 - Select the data to be exported  
Select All Fields Clear Selections

3 - Enter filter values  
Clear/Reset Filter Info

Filters to Apply

Ath Gender: [Dropdown] Injury Type: [Dropdown] My Database Only  
Ath Year: [Dropdown] Severity: [Dropdown] Re injury  
Sport: [Dropdown] Event: [Dropdown] Surgery Required  
Season: [Dropdown] State: [Dropdown] Select the date range  
Comp Level: [Dropdown] Birth [Dropdown] Date Field: [Dropdown]

Happened: [Dropdown]  
Surface: [Dropdown]  
Mechanism: [Dropdown]  
Team Gender: [Dropdown]  
Injury Side: [Dropdown]  
Body Part: [Dropdown]

Keffer Development Services may contain PHI

Excel spreadsheet showing columns: BodyPart, InjuryType, InjurySide, AthleteYear, InjuryDate, InjuryRptD, TeamGend, SportName, Season

ever, we reco

1. by Birth Year
2. by Body Part
3. by Competing Level (HS, College, etc.)
4. by Heat Index
5. by Humidity
6. by When Injury Occured
7. by Mechanism
8. by Injury Type
9. by # Days to Resolve
10. by # Days to Return
11. by Season
12. by Side of Body
13. by Sport Name
14. by State
15. by Surface

*Compare your data to national data*

ATS Research Module		
Body Part Counts Comparison for vs. Other Data		
From 01/01/2019 to 01/08/2019		
	Yours	Others
Abdomen	0	5
Achilles	0	2
Achilles Tendon	0	1
Acromioclavicular Joint	0	1
Adductor	0	1
Ankle	12	205
Ankle & Foot	0	1
Ankle/Foot	0	2
Arm	0	3

The ability to generate 100s of data analytics. See the back of this sheet

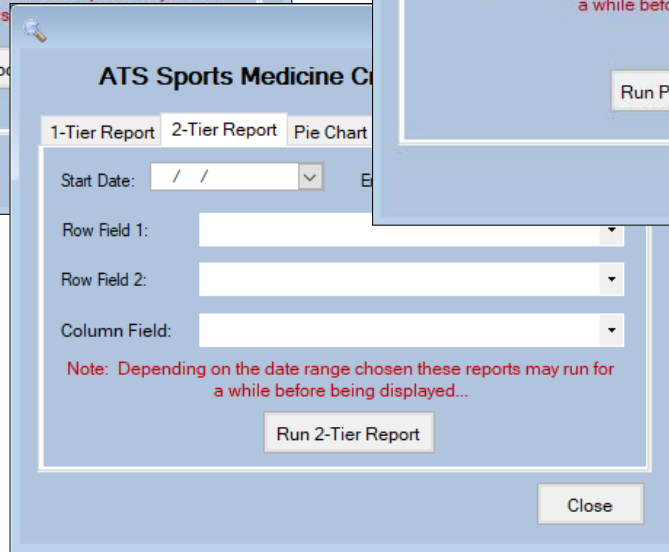
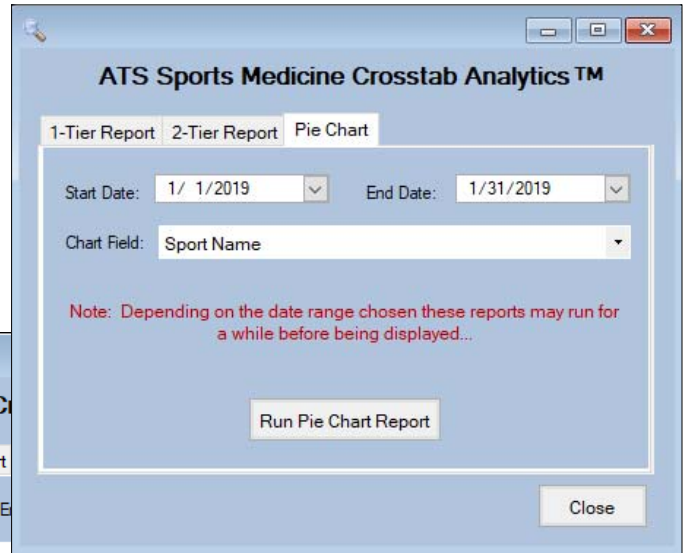
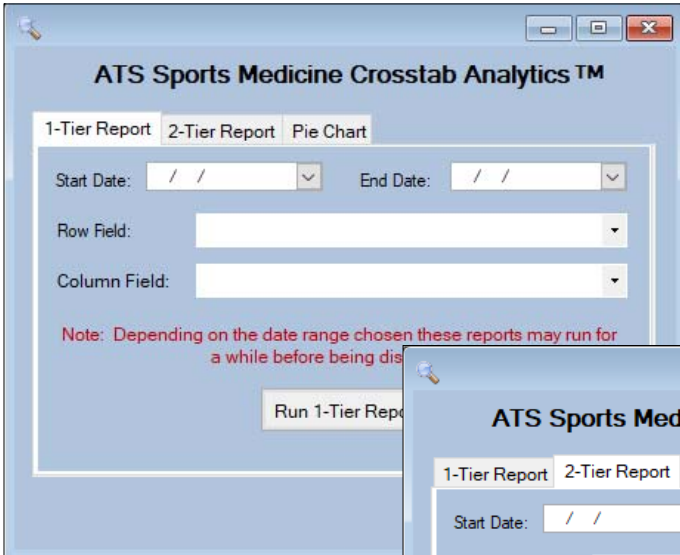
1-888-328-2577

info@athletictrainersystem.com

www.athletictrainersystem.com



# ATS Research - Crosstab Analytics™ processing



## ATS Research - Crosstab Analytics™ sample reports

12/23/2019 2:29:56PM

ATS Research - Crosstab Analytics™ Tier-1 from 01/01/2019 to 1/31/2019

Sport Name by Team Gender

	Total	COED	MALE	FEMALE
TRACK	969	1		
VOLLEYBALL	257			
WATER POLO	40			
WRESTLING	918	1		

### Tier-1 Reports

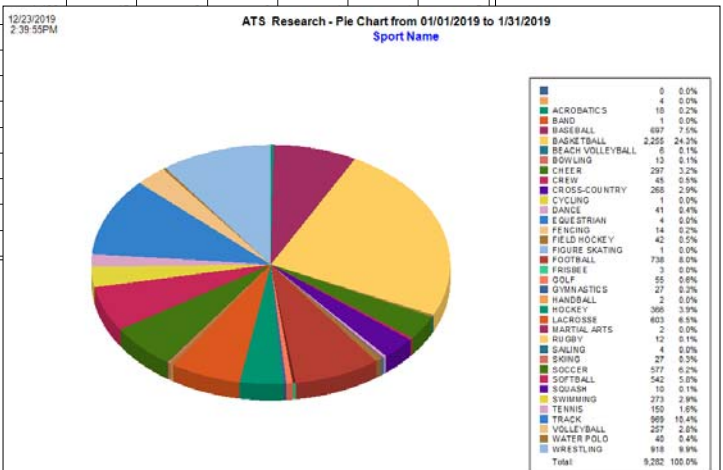
12/23/2019 2:31:53PM

ATS Research - Crosstab Analytics™ Tier-2 from 01/01/2019 to 1/31/2019

Sport Name/Team Gender by Body Part

	Total	ABDOMEN	AC.JOINT	ACHILLES	ADDUCTOR	ADDUCTORS/GROIN
BASKETBALL	1,046	26	2	0	2	1
BEACH VOLLEYBALL						2
BOWLING						
CHEER						

### Tier-2 Reports



### Pie Chart Reports